

EX-322

CNC LATHE



TAKISAWA[®]
TAIWAN

SPECIFICATION

unit: mm

	Item	UNIT	EX-322
CAPACITY	Swing Over Bed	mm	750(29.52")
	Max. Turning Length	mm	1500(59.05")
	Bar Capacity	mm	115(4.52")
TOOL POST	Spindle Speed	rpm	1200
	Spindle Nose	mm	A2-15
	Spindle Thru-hole	mm	200
	Number of Tool		T12
	Stroke of X-axis	mm	330(13")
	Stroke of Z-axis	mm	1500(59.05")
	Rapid Travel X-axis	M	20
	Rapid Travel Z-axis	M	24
	Hight of Square tool	mm	32
Dia of Boring Tool	mm	63	
ROTARY TOOL	No. of Tools		MAX. 12
	Speed of Turning	rpm	0-3000
	Max of Tool Shank	mm	34
MOTOR	Spindle Motor	kw	37
	Rotary Tool Motor	kw	11
	Servo Motor X-axis	kw	4
	Servo Motor Z-axis	kw	7
	Coolant Pump	w	750
SIZE	Height of Machine	mm	2360
	Height of Spindle's Center	mm	1259
	Length and Width of Machine	mm x mm	4920 x 2084
	Weight of Machine	KGF	16000

* We reserve the right to change description in this brochure without notice.

TAKISAWA®

T A I W A N

TAIWAN TAKISAWA TECHNOLOGY CO., LTD

NO.505, SEC-3 YENG-PING ROAD, PING CHEN CITY,

TAOYUAN HSIEN, TAIWAN.

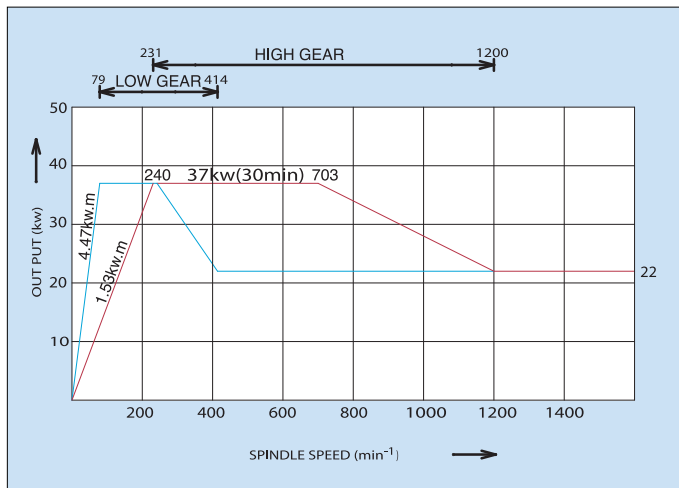
TEL:886-3-4643166 FAX:886-3-4643674

E-mail: comarket@takisawa.com.tw

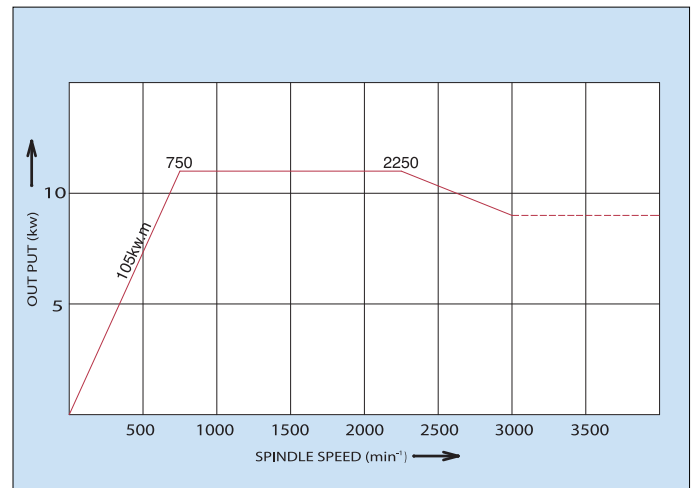
Web site: www.takisawa.com.tw

EX-322

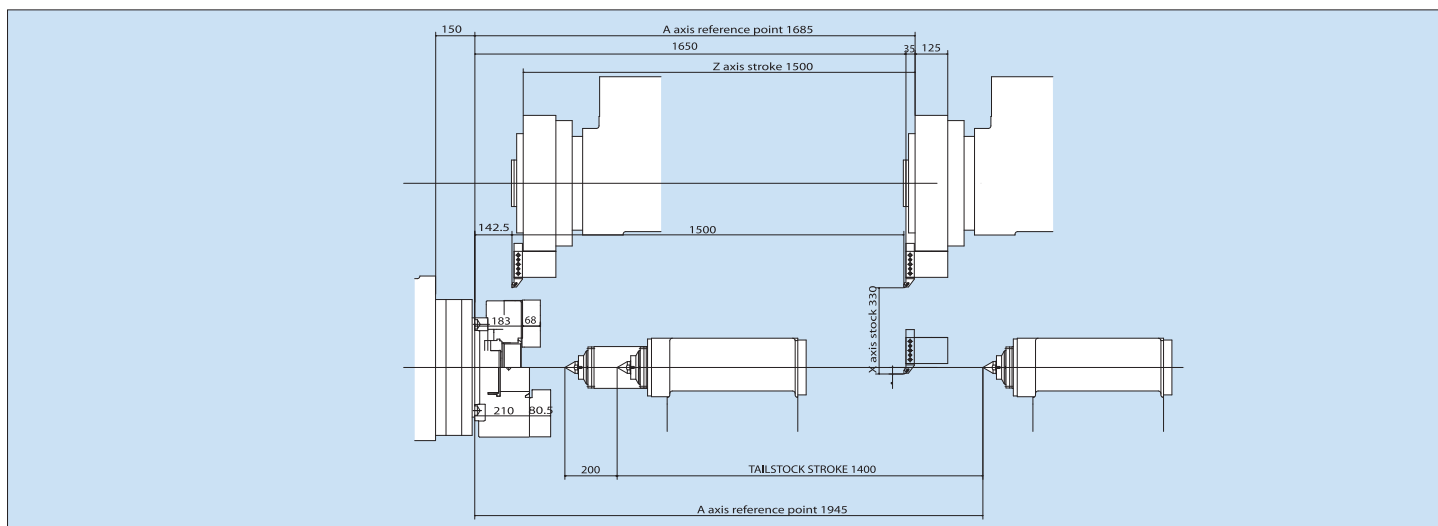
EX-322 Main Spindle Speed/Out Put Diagram



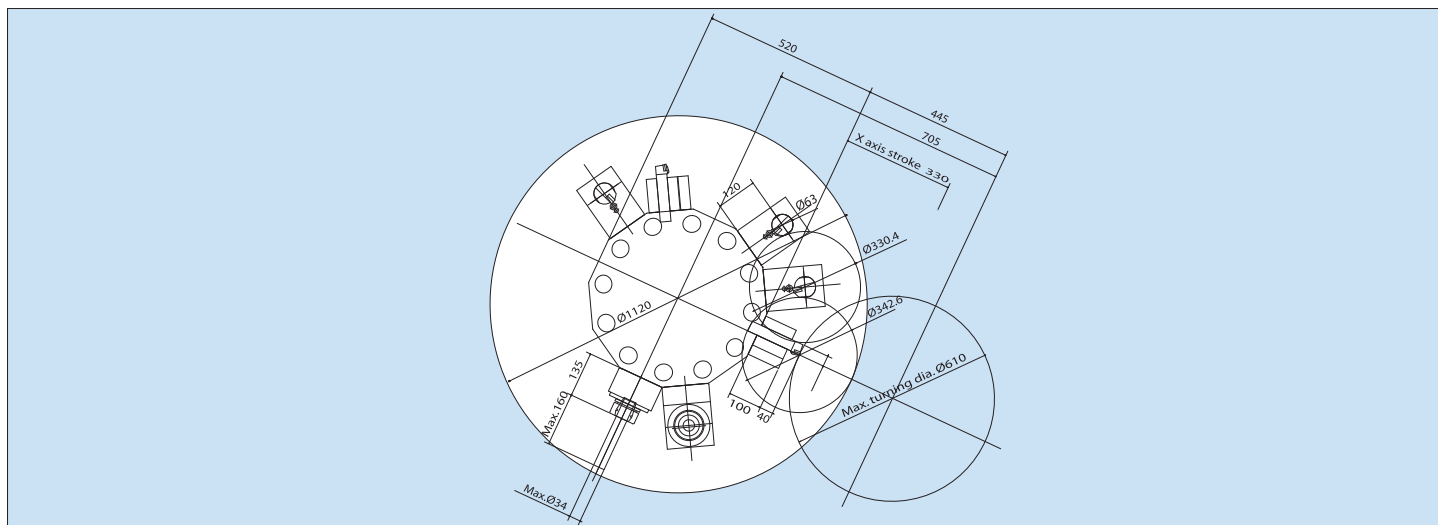
EX-322 Milling Spindle Speed/Out Put Diagram



EX-322 Working Range



EX-322 Tool Interference



EX-322 Machine Dimension

