

**MACHINE SPECIFICATIONS :** We reserve the right to change the above design without prior notification.

ITEMS	DIAMOND 20	DIAMOND 20B	DIAMOND 20CS	DIAMOND 20CSB
Working Range	Max. turning dia.	Ø20mm	Ø20mm	Ø20mm
	Max. machining length per chucking	250mm	250mm	250mm
	Max. drilling dia.	14mm	14mm	14mm
O.D. Tooling	Max. tapping dia.	M10	M10	M10
	Number of tools	6	6	6
I.D. Tooling	Dimension	□ 12x12x100	□ 12x12x100	□ 12x12x100
	Number of tools	4	4	4
Cross working driven tooling	Dimension	10mm(ER16)	10mm(ER16)	10mm(ER16)
	Number of tools	—	—	6
	Dimension	—	—	10mm (ER16)
Front working driven tooling	Spindle speed	—	—	200-6000 rpm
	Number of tools	—	—	3
Back I.D. tooling	Dimension	—	10mm(ER16)	10mm(ER16)
	Number of tools	—	4	4
Back working driven tooling	Dimension	—	—	7mm(ER11)
	Spindle Speed	—	—	6000rpm
Spindle	Spindle hole dia.	Ø 21mm	Ø 21mm	Ø 21mm
	Spindle Speed	200-10000rpm	200-10000rpm	200-10000rpm
Back spindle	Back spindle hole dia.	—	21mm	21mm
	Back spindle speed	—	7500 rpm	7500 rpm
Motors	Max. length for front ejection	—	80mm	80mm
	Rapid speed	18M	18M	18M
	Spindle Motor	3.7 Kw	3.7 Kw	3.7 Kw
	Back spindle Motor	—	1.5Kw	1.5Kw
	X1,Y1,Z1 Axes Motor	0.5Kw	0.5Kw	0.5Kw
	Z2 Axis Motor	—	0.5Kw	0.5Kw
	Coolant Pump	0.18Kw	0.18Kw	0.18Kw
	Lubrication	4W	4W	4W
	Cross Spindle	—	—	0.75Kw
	Center Height	960mm	960mm	960mm
Machine Dimensions	Weight	2150Kg	2650Kg	2168Kg
	Machine Size	1588x988x1568	1788x988x1568	1588x988x1568
Air	Air Pressure	5kg / cm	5kg / cm	5kg / cm
	Air Supply	10L/min.	10L/min.	10L/min.

ITEMS	DIAMOND 32	DIAMOND 32B	DIAMOND 32CS	DIAMOND 32CSB
Working Range	Max. turning dia.	Ø33mm	Ø33mm	Ø33mm
	Max. machining length per chucking	250mm	250mm	250mm
	Max. drilling dia.	26mm	26mm	26mm
O.D. Tooling	Max. tapping dia.	M12	M12	M12
	Number of tools	6	6	5
I.D. Tooling	Dimension	□ 16x16x120	□ 16x16x120	□ 16x16x120
	Number of tools	4	4	4
Cross working driven tooling	Dimension	13mm(ER20)	13mm(ER20)	13mm(ER20)
	Number of tools	—	—	6
	Dimension	—	—	13mm (ER20)
Front working driven tooling	Spindle speed	—	—	200-6000 rpm
	Number of tools	—	—	3
Back I.D. tooling	Dimension	—	13mm(ER20)	13mm(ER20)
	Number of tools	—	4	4
Back working driven tooling	Dimension	—	—	10mm(ER16)
	Spindle Speed	—	—	6000rpm
Spindle	Spindle hole dia.	Ø 36mm	Ø 36mm	Ø 36mm
	Spindle Speed	200-8000rpm	200-8000rpm	200-8000rpm
Back spindle	Back spindle hole dia.	—	33mm	33mm
	Back spindle speed	—	6000 rpm	6000 rpm
Motors	Max. length for front ejection	—	80mm	80mm
	Rapid speed	18M	18M	18M
	Spindle Motor	5.5 Kw	5.5 Kw	5.5 Kw
	Back spindle Motor	—	1.5Kw	1.5Kw
	X1,Y1,Z1 Axes Motor	0.5Kw	0.5Kw	0.5Kw
	Z2 Axis Motor	—	0.5Kw	0.5Kw
	Coolant Pump	0.55Kw	0.55Kw	0.55Kw
	Lubrication	4W	4W	4W
	Cross Spindle	—	—	0.75Kw
	Center Height	960mm	960mm	960mm
Machine Dimensions	Weight	2270Kg	2270Kg	2288Kg
	Machine Size	2200x1140x1568	2550x1140x1568	2200x1140x1568
Air	Air Pressure	5kg / cm	5kg / cm	5kg / cm
	Air Supply	10L/min.	10L/min.	10L/min.

**MACHINE ACCESSORIES :**

ITEMS	20	20B	20CS	20CSB
Spindle 5° indexing	☉	☉	☉	☉
Part off detective sensor	☉	☉	☉	☉
Coolant system	☉	☉	☉	☉
Working light	☉	☉	☉	☉
Part catcher	☉	☉	☉	☉
Fixed bushing	☉	☉	☉	☉
Live Bushing	☉	OP	OP	☉
Cross Working Driven Tool	—	—	☉	☉
Back Spindle	—	☉	—	☉
Front Working Driven Tool	—	—	OP	☉
Back Working Driven Tool	—	—	—	☉
CF Axis	—	—	OP	OP
Rough Material Bushing (Max. machining = Bar diameter x 3)	OP	OP	OP	OP
Chip conveyer / Chip bucket	OP	OP	OP	OP

☉ : Standard    — : No available  
OP : option

ITEMS	32	32B	32CS	32CSB
Spindle 5° indexing	☉	☉	☉	☉
Part off detective sensor	☉	☉	☉	☉
Coolant system	☉	☉	☉	☉
Working light	☉	☉	☉	☉
Part catcher	☉	☉	☉	☉
Live Bushing	☉	☉	☉	☉
Cross Working Driven Tool	—	—	☉	☉
Back Spindle	—	☉	—	☉
Front Working Driven Tool	—	—	OP	☉
Back Working Driven Tool	—	—	—	☉
CF Axis	—	—	OP	OP
Rough Material Bushing (Max. machining = Bar diameter x 3)	OP	OP	OP	OP
Chip conveyer / Chip bucket	OP	OP	OP	OP

☉ : Standard    — : No available  
OP : option



© LAY H SHANG 2008-2009 © Copy right reserved

**POLY GIM**

SIMPLICITY · PRECISION · SPEED · DURABILITY · STABILITY



**DIAMOND**

**20 Series MODEL: 20 / 20B / 20CS / 20CSB**  
**32 Series MODEL: 32 / 32B / 32CS / 32CSB**

**SWISS TYPE CNC AUTO LATHE**

**POLY GIM**

**POLY GIM MACHINERY CO., LTD.**

No. 149-1, Zhusen Village, Tongluo Shiang,  
Miao-Li Country 366, Taiwan  
TEL: 886-37-981220 • 980599 FAX: 886-37-985306  
E-Mail: polygim@ms69.hinet.net

Web://www.polygim.com.tw

# DIAMOND 20 / 32 Series

## SWISS TYPE CNC AUTO LATHE


MODEL: 20 / 20B / 20CS / 20CSB • 32 / 32B / 32CS / 32CSB

*Wider Variety machining meets your needs.*

### MACHINE FEATURES :


- **High productivity and low lost:** Wider and optional variety tool post structure provide operations at high speed and high precision, saving your unnecessary spend.
- **Back spind:** 20CSB of offer you high performance of front / back Simultaneous machining. Simple 20B also provide you this solution in the economy way, not only gaining the function, but also at the attractive low cost.
- **Indexing Function:** The main spindle 5 degree indexing function is a standard. CF axis is prepared as option for main spindle.
- **Short length of remnant material :** Option with **Rough Material Bushing**, the remnant material can be 80mm (but depend last parts length). It be controlled to reduce waste, resulting in material saving cost.
- **Raw material machining :** The 0.1mm tolerance of material also can process in our Swiss type machine by using " **Rough Material Bushing**".

### EXAMPLE:




6 O.D. Turning Tools

3 Front / Back Working Driven Tools:  
Eccentric drilling / tapping



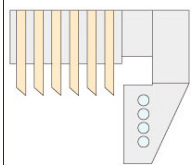
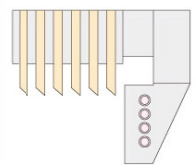
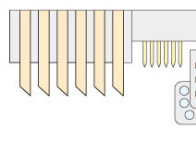
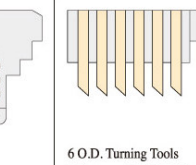
6 Cross Working Driven Tools: Cross side drilling/milling/tapping



4 I.D. Stationary Tools (Front / Back)

### TOOL POST :

● O.D. ● Cross drilling ○ Front I.D. ● Front drilling ● Back I.D. ● Back drilling

DIAMOND 20/32	DIAMOND 20B/32B	DIAMOND 20CS/32CS	DIAMOND 20CSB/32CSB
			
6 O.D. Turning Tools 4 I.D. stationary Tools	6 C.D. Turning Tools 4 I.D. stationary Tools 4 Back I.D. stationary Tool	6 O.D. Turning Tools (32 type with 5 O.D. Turning Tools) 4 I.D. stationary Tools 6 Cross Working Driven Tools 3 Front Working Driven Tools (Option)	6 O.D. Turning Tools (32 type with 5 O.D. Turning Tools) 4 I.D. stationary Tools 6 Cross Working Driven Tools 3 Front Working Driven Tools 4 Back I.D. stationary Tool 3 Back Working Driven Tools

