



Upínač Weldon pro upínací stopky

Upínač Weldon DIN 6359 pro upínací stopky DIN 1835-B





Název	Kužel	D	d	A		G 2,5 25.000 min ⁻¹
BT40.50.WE.06.AD	BT40	25	6	50	AD	•
BT40.50.WE.08.AD	BT40	28	8	50	AD	•
BT40.63.WE.10.AD	BT40	35	10	63	AD	•
BT40.63.WE.12.AD	BT40	42	12	63	AD	•
BT40.63.WE.14.AD	BT40	44	14	63	AD	•
BT40.63.WE.16.AD	BT40	48	16	63	AD	•
BT40.63.WE.18.AD	BT40	50	18	63	AD	•
BT40.63.WE.20.AD	BT40	52	20	63	AD	•
BT40.90.WE.25.AD	BT40	65	25	90	AD	•
BT40.100.WE.32.AD	BT40	72	32	100	AD	•
BT40.100.WE.06.AD	BT40	25	6	100	AD	•
BT40.100.WE.08.AD	BT40	28	8	100	AD	•
BT40.100.WE.10.AD	BT40	35	10	100	AD	•
BT40.100.WE.12.AD	BT40	42	12	100	AD	•
BT40.100.WE.14.AD	BT40	44	14	100	AD	•
BT40.100.WE.16.AD	BT40	48	16	100	AD	•
BT40.100.WE.18.AD	BT40	50	18	100	AD	•
BT40.100.WE.20.AD	BT40	52	20	100	AD	•

od průměru 25 se dvěma upínacími šrouby

Upínač Weldon pro upínací stopky

Upínač Weldon DIN 6359 pro upínací stopky DIN 1835-B





Název	Kužel	D	d	A		G 2,5 25.000 min ⁻¹
BT40.35.WE.16.ADB	BT40	45	16	35	AD/B	•
BT40.35.WE.20.ADB	BT40	45	20	35	AD/B	•
BT40.35.WE.25.ADB	BT40	45	25	35	AD/B	•
BT40.65.WE.32.ADB	BT40	62	32	65	AD/B	•
BT40.50.WE.06.ADB	BT40	25	6	50	AD/B	•
BT40.50.WE.08.ADB	BT40	28	8	50	AD/B	•
BT40.63.WE.10.ADB	BT40	35	10	63	AD/B	•
BT40.63.WE.12.ADB	BT40	42	12	63	AD/B	•
BT40.63.WE.14.ADB	BT40	44	14	63	AD/B	•
BT40.63.WE.16.ADB	BT40	48	16	63	AD/B	•
BT40.63.WE.18.ADB	BT40	50	18	63	AD/B	•
BT40.63.WE.20.ADB	BT40	52	20	63	AD/B	•
BT40.90.WE.25.ADB	BT40	65	25	90	AD/B	•
BT40.100.WE.32.ADB	BT40	72	32	100	AD/B	•
BT40.120.WE.40.ADB	BT40	80	40	120	AD/B	•
BT40.100.WE.06.ADB	BT40	25	6	100	AD/B	•
BT40.100.WE.08.ADB	BT40	28	8	100	AD/B	•
BT40.100.WE.10.ADB	BT40	35	10	100	AD/B	•
BT40.100.WE.12.ADB	BT40	42	12	100	AD/B	•
BT40.100.WE.14.ADB	BT40	44	14	100	AD/B	•
BT40.100.WE.16.ADB	BT40	48	16	100	AD/B	•
BT40.100.WE.18.ADB	BT40	50	18	100	AD/B	•
BT40.100.WE.20.ADB	BT40	52	20	100	AD/B	•
BT40.160.WE.06.ADB	BT40	25	6	160	AD/B	•
BT40.160.WE.08.ADB	BT40	28	8	160	AD/B	•
BT40.160.WE.10.ADB	BT40	35	10	160	AD/B	•
BT40.160.WE.12.ADB	BT40	42	12	160	AD/B	•
BT40.160.WE.14.ADB	BT40	44	14	160	AD/B	•
BT40.160.WE.16.ADB	BT40	48	16	160	AD/B	•
BT40.160.WE.18.ADB	BT40	50	18	160	AD/B	•
BT40.160.WE.20.ADB	BT40	52	20	160	AD/B	•
BT40.160.WE.25.ADB	BT40	65	25	160	AD/B	•
BT40.160.WE.32.ADB	BT40	72	32	160	AD/B	•
BT40.160.WE.40.ADB	BT40	80	40	160	AD/B	•

od průměru 25 se dvěma upínacími šrouby

Upínač Weldon pro upínací stopky

Upínač Weldon DIN 6359 pro upínací stopky DIN 1835-B



Název	Kužel	D	d	A		G 2,5 25.000 min ⁻¹
BT50.63.WE.06.ADB	BT50	25	6	63	AD/B	•
BT50.63.WE.08.ADB	BT50	28	8	63	AD/B	•
BT50.63.WE.10.ADB	BT50	35	10	63	AD/B	•
BT50.80.WE.12.ADB	BT50	42	12	80	AD/B	•
BT50.80.WE.14.ADB	BT50	44	14	80	AD/B	•
BT50.80.WE.16.ADB	BT50	48	16	80	AD/B	•
BT50.80.WE.18.ADB	BT50	50	18	80	AD/B	•
BT50.80.WE.20.ADB	BT50	52	20	80	AD/B	•
BT50.100.WE.25.ADB	BT50	65	25	100	AD/B	•
BT50.105.WE.32.ADB	BT50	72	32	105	AD/B	•
BT50.110.WE.40.ADB	BT50	80	40	110	AD/B	•
BT50.100.WE.06.ADB	BT50	25	6	100	AD/B	•
BT50.100.WE.08.ADB	BT50	28	8	100	AD/B	•
BT50.100.WE.10.ADB	BT50	35	10	100	AD/B	•
BT50.100.WE.12.ADB	BT50	42	12	100	AD/B	•
BT50.100.WE.14.ADB	BT50	44	14	100	AD/B	•
BT50.100.WE.16.ADB	BT50	48	16	100	AD/B	•
BT50.100.WE.18.ADB	BT50	50	18	100	AD/B	•
BT50.100.WE.20.ADB	BT50	52	20	100	AD/B	•
BT50.160.WE.06.ADB	BT50	25	6	160	AD/B	•
BT50.160.WE.08.ADB	BT50	28	8	160	AD/B	•
BT50.160.WE.10.ADB	BT50	35	10	160	AD/B	•
BT50.160.WE.12.ADB	BT50	42	12	160	AD/B	•
BT50.160.WE.14.ADB	BT50	44	14	160	AD/B	•
BT50.160.WE.16.ADB	BT50	48	16	160	AD/B	•
BT50.160.WE.18.ADB	BT50	50	18	160	AD/B	•
BT50.160.WE.20.ADB	BT50	52	20	160	AD/B	•
BT50.160.WE.25.ADB	BT50	65	25	160	AD/B	•
BT50.160.WE.32.ADB	BT50	72	32	160	AD/B	•
BT50.160.WE.40.ADB	BT50	80	40	160	AD/B	•
BT50.200.WE.06.ADB	BT50	25	6	200	AD/B	•
BT50.200.WE.08.ADB	BT50	28	8	200	AD/B	•
BT50.200.WE.10.ADB	BT50	35	10	200	AD/B	•
BT50.200.WE.12.ADB	BT50	42	12	200	AD/B	•
BT50.200.WE.14.ADB	BT50	44	14	200	AD/B	•
BT50.200.WE.16.ADB	BT50	48	16	200	AD/B	•
BT50.200.WE.18.ADB	BT50	50	18	200	AD/B	•
BT50.200.WE.20.ADB	BT50	52	20	200	AD/B	•
BT50.200.WE.25.ADB	BT50	65	25	200	AD/B	•
BT50.200.WE.32.ADB	BT50	72	32	200	AD/B	•
BT50.200.WE.40.ADB	BT50	80	40	200	AD/B	•
SK50.200.WE.40.ADB	SK50	40	80	200	AD/B	•

od průměru 25 se dvěma upínacími šrouby