

Frese a Sgrossare in HSSCo8

Roughing End Mills in HSSCo8

038F

Frese a sgrossare serie corta

Roughing end mill, short version

→ 232

011F

Frese a sgrossare serie normale

Roughing end mill, regular version


→ 233

015

Frese a sgrossare serie normale

Roughing end mill, regular version

→ 233



013

Frese a sgrossare serie normale

Roughing end mill, regular version

→ 234

013F

Frese a sgrossare serie normale

Roughing end mill, regular version

→ 235



013R

Frese a sgrossare serie normale

Roughing end mill, regular version


→ 236

031F

Frese a sgrossare serie normale

Roughing end mill, regular version

→ 236



093F

Frese a sgrossare serie media

Roughing end mill, medium version

→ 237

023F

Frese a sgrossare serie lunga

Roughing end mill, long version


→ 237

025

Frese a sgrossare serie lunga

Roughing end mill, long version

→ 238



052F

Frese a sgrossare serie lunga

Roughing end mill, regular version

→ 238

060B

Frese a sgrossare serie lunga

Roughing end mill, long version


→ 239

075F

Frese semisferica a sgrossare serie normale

Ball nose roughing end mill, regular version

→ 239



SIL SERVICE

L'esperienza Silmax dimostra che un utensile correttamente affilato ha un rendimento uguale a quello nuovo.

Silmax experience shows that a properly sharpened tool grants the same performances of a new tool.



Riaffilatura e rigenerazione
Resharpener and Reconditioning



Esecuzione perfetta
Perfect Execution



Rivestimento PVD
PVD Coating



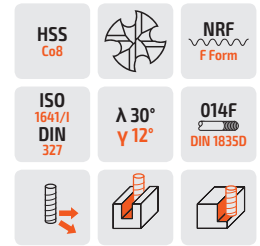


Trattamento 4S
4S Treatment



Consegna rapida
Fast Delivery

038F

Fresa a sgrossare serie corta
Roughing end mill, regular version

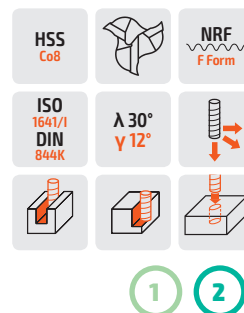
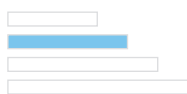



D k12	d h6	L	l	Z	Non rivestito Uncoated	Balinit® Alcrona
5,0	6	52	8	4	SIL038F05	NIG038F05
6,0	6	52	8	4	SIL038F06	NIG038F06
7,0	10	60	10	4	SIL038F07	NIG038F07
8,0	10	61	11	4	SIL038F08	NIG038F08
9,0	10	61	11	4	SIL038F09	NIG038F09
10,0	10	63	13	4	SIL038F10	NIG038F10
11,0	12	70	13	4	SIL038F11	NIG038F11
12,0	12	73	16	4	SIL038F12	NIG038F12
13,0	12	73	16	4	SIL038F13	NIG038F13
14,0	12	73	16	4	SIL038F14	NIG038F14
15,0	12	73	16	4	SIL038F15	NIG038F15
16,0	16	79	19	4	SIL038F16	NIG038F16
17,0	16	79	19	4	SIL038F17	NIG038F17
18,0	16	79	19	4	SIL038F18	NIG038F18
19,0	16	79	19	4	SIL038F19	NIG038F19
20,0	20	88	22	4	SIL038F20	NIG038F20
22,0	20	88	22	4	SIL038F22	NIG038F22
25,0	25	102	26	4	SIL038F25	NIG038F25
30,0	25	102	26	6	SIL038F30	NIG038F30
32,0	32	112	32	6	SIL038F32	NIG038F32

Notes

011F

Fresa a sgrossare serie normale
Roughing end mill, regular version



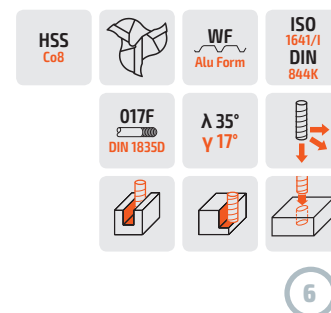

1 2



D k12	d h6	L	l	Z	Non rivestito Uncoated	Balinit® Alcrona
6,0	6	57	13	3	SIL011F06	NIG011F06
8,0	10	69	19	3	SIL011F08	NIG011F08
9,0	10	69	19	3	SIL011F09	NIG011F09
10,0	10	72	22	3	SIL011F10	NIG011F10
11,0	12	79	22	3	SIL011F11	NIG011F11
12,0	12	83	26	3	SIL011F12	NIG011F12
13,0	12	83	26	3	SIL011F13	NIG011F13
14,0	12	83	26	3	SIL011F14	NIG011F14
16,0	16	92	32	3	SIL011F16	NIG011F16
18,0	16	92	32	3	SIL011F18	NIG011F18
20,0	20	104	38	3	SIL011F20	NIG011F20
22,0	20	104	38	3	SIL011F22	NIG011F22
25,0	25	121	45	3	SIL011F25	NIG011F25
30,0	25	121	45	3	SIL011F30	NIG011F30
32,0	32	133	53	3	SIL011F32	NIG011F32
40,0	40	155	63	3	SIL011F40	NIG011F40

015

Fresa a sgrossare serie normale
Roughing end mill, regular version



6



D k12	d h6	L	l	Z	Non rivestito Uncoated	Balinit® Alcrona
6,0	6	57	13	3	SIL015006	NIG015006
8,0	10	69	19	3	SIL015008	NIG015008
10,0	10	72	22	3	SIL015010	NIG015010
12,0	12	83	26	3	SIL015012	NIG015012
16,0	16	92	32	3	SIL015016	NIG015016
20,0	20	104	38	3	SIL015020	NIG015020
25,0	25	121	45	3	SIL015025	NIG015025
30,0	25	121	45	3	SIL015030	NIG015030
32,0	32	133	53	3	SIL015032	NIG015032

1 Acciaio
Steel

2 Ghise
Cast
Iron

3 Acciai
Temprati
Hardened
Steel

4 Acciaio
Inox
Stainless
Steel

5 Titanio
Titanium

6 Leghe
Leggere
Light
Alloys

7 PH
Duplex

8 Superleghe
Superalloys

9 Compositi
Composite
Materials

→ 16 Guida alla
lettura
Reading
guide

→ 18 Legenda
Legend

221

PM

Frese in Acciaio Sinterizzato
Powder Metal End Mills

231

SGR

Frese a Sgrossare in HSSCo8
Roughing End Mills in HSSCo8

243

FIN

Frese a Finito in HSSCo8
Finishing End Mills in HSSCo8

267


FRF

Frese Frontali e a Disco
Shell End Mills and Side Milling Cutters

277

ALT

Altre Frese
Other mills

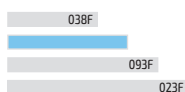

013Fresa a sgrossare serie normale
Roughing end mill, regular version

D k12	d h6	L	l	Z	Non rivestito Uncoated	Balinit® Alcrona
6,0	6	57	13	4	SIL013006	NIG013006
8,0	10	69	19	4	SIL013008	NIG013008
10,0	10	72	22	4	SIL013010	NIG013010
12,0	12	83	26	4	SIL013012	NIG013012
14,0	12	83	26	4	SIL013014	NIG013014
16,0	16	92	32	4	SIL013016	NIG013016
18,0	16	92	32	4	SIL013018	NIG013018
20,0	20	104	38	4	SIL013020	NIG013020
22,0	20	104	38	4	SIL013022	NIG013022
25,0	25	121	45	4	SIL013025	NIG013025
30,0	25	121	45	6	SIL013030	NIG013030
32,0	32	133	53	6	SIL013032	NIG013032
40,0	40	155	63	6	SIL013040	NIG013040

Notes

013F

Frese a sgrossare serie normale
Roughing end mill, regular version



HSS Co8		NF2 Sil FZ
ISO 1641/1 DIN 844K	016F DIN 18350	λ 30° γ 12°



D k12	d h6	L	l	Z	Non rivestito Uncoated	Balinit® Alcrona
4,5	6	55	11	4	SIL013F045	NIG013F045
5,0	6	57	13	4	SIL013F05	NIG013F05
5,5	6	57	13	4	SIL013F055	NIG013F055
6,0	6	57	13	4	SIL013F06	NIG013F06
6,5	10	66	16	4	SIL013F065	NIG013F065
7,0	10	66	16	4	SIL013F07	NIG013F07
7,5	10	69	19	4	SIL013F075	NIG013F075
8,0	10	69	19	4	SIL013F08	NIG013F08
8,5	10	69	19	4	SIL013F085	NIG013F085
9,0	10	69	19	4	SIL013F09	NIG013F09
9,5	10	72	22	4	SIL013F095	NIG013F095
10,0	10	72	22	4	SIL013F10	NIG013F10
10,5	12	79	22	4	SIL013F105	NIG013F105
11,0	12	79	22	4	SIL013F11	NIG013F11
12,0	12	83	26	4	SIL013F12	NIG013F12
13,0	12	83	26	4	SIL013F13	NIG013F13
14,0	12	83	26	4	SIL013F14	NIG013F14
15,0	12	83	26	4	SIL013F15	NIG013F15
16,0	16	92	32	4	SIL013F16	NIG013F16
17,0	16	92	32	4	SIL013F17	NIG013F17
18,0	16	92	32	4	SIL013F18	NIG013F18
19,0	16	92	32	4	SIL013F19	NIG013F19
20,0	20	104	38	4	SIL013F20	NIG013F20
22,0	20	104	38	4	SIL013F22	NIG013F22
24,0	25	121	45	4	SIL013F24	NIG013F24
25,0	25	121	45	4	SIL013F25	NIG013F25
26,0	25	121	45	4	SIL013F26	NIG013F26
28,0	25	121	45	6	SIL013F28	NIG013F28
30,0	25	121	45	6	SIL013F30	NIG013F30
32,0	32	133	53	6	SIL013F32	NIG013F32
36,0	32	133	53	6	SIL013F36	NIG013F36
40,0	40	155	63	6	SIL013F40	NIG013F40
45,0	40	155	63	6	SIL013F45	NIG013F45
50,0	50	177	75	6	SIL013F50	NIG013F50

221
PM
Frese in Acciaio Sinterizzato
Powder Metal End Mills

231
SGR
Frese a Sgrossare in HSSCo8
Roughing End Mills in HSSCo8

243
FIN
Frese a Finiture in HSSCo8
Finishing End Mills in HSSCo8


267
FRF
Frese Frontali e a Disco
Shell End Mills and Side Milling Cutters

277
ALT
Altre Frese
Other mills

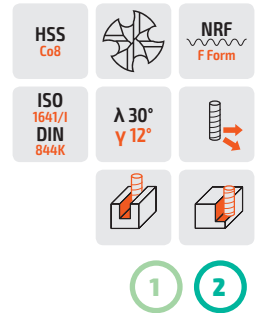
- | | | | | | | | | | | |
|-----------------------|----------------------------|--|--|--------------------------|--|-------------------|--------------------------------|--|---|---------------------------|
| 1
Acciaio
Steel | 2
Ghise
Cast
Iron | 3
Acciai
Temprati
Hardened
Steel | 4
Acciaio
Inox
Stainless
Steel | 5
Titanio
Titanium | 6
Leghe
Leggere
Light
Alloys | 7
PH
Duplex | 8
Superleghe
Superalloys | 9
Compositi
Composite
Materials | → 16
Guida alla
lettura
Reading
guide | → 18
Legenda
Legend |
|-----------------------|----------------------------|--|--|--------------------------|--|-------------------|--------------------------------|--|---|---------------------------|

013R

Fresa a sgrossare serie normale
Roughing end mill, regular version



Con fori di lubrificazione / With internal coolant

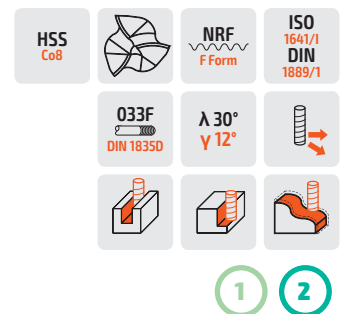
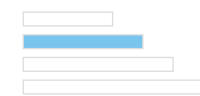



45°

D k12	d h6	L	l	Z	Balinit® Alcrona
16,0	16	92	32	4	RMG013F16
18,0	16	92	32	4	RMG013F18
20,0	20	104	38	4	RMG013F20
22,0	20	104	38	4	RMG013F22
25,0	25	121	45	4	RMG013F25
28,0	25	121	45	6	RMG013F28
30,0	25	121	45	6	RMG013F30
32,0	32	133	53	6	RMG013F32
36,0	32	133	53	6	RMG013F36
40,0	40	155	63	6	RMG013F40
50,0	50	177	75	6	RMG013F50

031F

Fresa a sgrossare serie normale
Roughing end mill, regular version

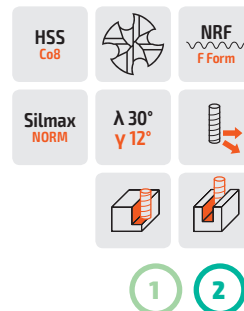
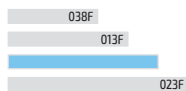



D k12	d h6	L	l	r	Z	Non rivestito Uncoated	Balinit® Alcrona
6,0	6	57	13	3,00	3	SIL031F06	NIG031F06
8,0	10	69	19	4,00	3	SIL031F08	NIG031F08
10,0	10	72	22	5,00	3	SIL031F10	NIG031F10
12,0	12	83	26	6,00	3	SIL031F12	NIG031F12
14,0	12	83	26	7,00	4	SIL031F14	NIG031F14
16,0	16	92	32	8,00	4	SIL031F16	NIG031F16
18,0	16	92	32	9,00	4	SIL031F18	NIG031F18
20,0	20	104	38	10,00	4	SIL031F20	NIG031F20
22,0	20	104	38	11,00	4	SIL031F22	NIG031F22
25,0	25	121	45	12,50	6	SIL031F25	NIG031F25
30,0	25	121	45	15,00	6	SIL031F30	NIG031F30
32,0	32	133	53	16,00	6	SIL031F32	NIG031F32

Notes

093F


Fresa a sgrossare serie media
Roughing end mill, medium version



D k12	d h6	L	l	Z	Non rivestito Uncoated	Balinit® Alcrona
6,0	6	62	18	4	SIL093F06	NIG093F06
8,0	10	75	25	4	SIL093F08	NIG093F08
10,0	10	83	33	4	SIL093F10	NIG093F10
12,0	12	96	39	4	SIL093F12	NIG093F12
14,0	12	96	39	4	SIL093F14	NIG093F14
16,0	16	105	45	4	SIL093F16	NIG093F16
18,0	16	105	45	4	SIL093F18	NIG093F18
20,0	20	121	55	4	SIL093F20	NIG093F20
22,0	20	121	55	4	SIL093F22	NIG093F22
25,0	25	141	65	4	SIL093F25	NIG093F25
28,0	25	141	65	6	SIL093F28	NIG093F28
30,0	25	141	65	6	SIL093F30	NIG093F30
32,0	32	158	78	6	SIL093F32	NIG093F32

023F

Fresa a sgrossare serie lunga
Roughing end mill, long version



D k12	d h6	L	l	Z	Non rivestito Uncoated	NIG
6,0	6	68	24	4	SIL023F06	NIG023F06
8,0	10	88	38	4	SIL023F08	NIG023F08
10,0	10	95	45	4	SIL023F10	NIG023F10
12,0	12	110	53	4	SIL023F12	NIG023F12
14,0	12	110	53	4	SIL023F14	NIG023F14
16,0	16	123	63	4	SIL023F16	NIG023F16
18,0	16	123	63	4	SIL023F18	NIG023F18
20,0	20	141	75	4	SIL023F20	NIG023F20
22,0	20	141	75	4	SIL023F22	NIG023F22
25,0	25	166	90	4	SIL023F25	NIG023F25
30,0	25	166	90	6	SIL023F30	NIG023F30
32,0	32	186	106	6	SIL023F32	NIG023F32
36,0	32	186	106	6	SIL023F36	NIG023F36
40,0	40	217	125	6	SIL023F40	NIG023F40

1 Acciaio
Steel

2 Ghise
Cast
Iron

3 Acciai
Temprati
Hardened
Steel

4 Acciaio
Inox
Stainless
Steel

5 Titanio
Titanium

6 Leghe
Leggere
Light
Alloys

7 PH
Duplex

8 Superleghe
Superalloys

9 Compositi
Composite
Materials

→ 16 Guida alla
lettura
Reading
guide

→ 18 Legenda
Legend

221

PM

Frese in Acciaio Sinterizzato
Powder Metal End Mills

231

SGR

Frese a Sgrossare in HSSCo8
Roughing End Mills in HSSCo8

243

FIN

Frese a Finiture in HSSCo8
Finishing End Mills in HSSCo8

267

FRF

Frese Frontali e a Disco
Shell End Mills and Side Milling Cutters



277

ALT

Altre Frese
Other mills

025

Fresa a sgrossare serie lunga
Roughing end mill, long version



HSS
Co8

WF
Alu Form

ISO
1641/1
DIN
844L

027F
DIN 1835D

λ 35°
 γ 17°



6



D k12	d h6	L	l	Z	Non rivestito Uncoated	Balinit® Alcrona
6,0	6	68	24	3	SIL025006	NIG025006
8,0	10	88	38	3	SIL025008	NIG025008
10,0	10	95	45	3	SIL025010	NIG025010
12,0	12	110	53	3	SIL025012	NIG025012
16,0	16	123	63	3	SIL025016	NIG025016
20,0	20	141	75	3	SIL025020	NIG025020
25,0	25	166	90	3	SIL025025	NIG025025
30,0	25	166	90	3	SIL025030	NIG025030
32,0	32	186	106	3	SIL025032	NIG025032
40,0	40	217	125	3	SIL025040	NIG025040

052F

Fresa a sgrossare serie normale
Roughing end mill, regular version



HSS
Co8

NRF
F Form

ISO
1641/1
DIN
845K

λ 30°
 γ 12°

1 2




D k12	L	l	Mk	Z	Non rivestito Uncoated	Balinit® Alcrona
16,0	117	32	2	4	SIL052F16	NIG052F16
18,0	117	32	2	4	SIL052F18	NIG052F18
20,0	123	38	2	4	SIL052F20	NIG052F20
22,0	140	38	3	4	SIL052F22	NIG052F22
25,0	147	45	3	4	SIL052F25	NIG052F25
28,0	147	45	3	6	SIL052F28	NIG052F28
30,0	147	45	3	6	SIL052F30	NIG052F30
32,0	155	53	3	6	SIL052F32	NIG052F32
36,0	178	53	4	6	SIL052F36	NIG052F36
40,0	188	63	4	6	SIL052F40	NIG052F40

Notes

060B

Fresa a sgrossare serie lunga
Roughing end mill, long version



HSS Co8 **NRB B Form**
ISO 1641/1 DIN 845L $\lambda 30^\circ$ $\gamma 12^\circ$

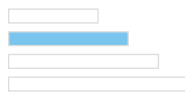

1 2



D k12	L	l	Mk	Z	Non rivestito Uncoated	Balinit® Alcrona
16,0	148	63	2	4	SIL060B16	NIG060B16
18,0	148	63	2	4	SIL060B18	NIG060B18
20,0	177	75	3	4	SIL060B20	NIG060B20
22,0	177	75	3	4	SIL060B22	NIG060B22
25,0	192	90	3	5	SIL060B25	NIG060B25
28,0	192	90	3	5	SIL060B28	NIG060B28
30,0	192	90	3	5	SIL060B30	NIG060B30
32,0	231	106	4	5	SIL060B32	NIG060B32
36,0	231	106	4	5	SIL060B36	NIG060B36
40,0	250	125	4	6	SIL060B40	NIG060B40
50,0	308	150	5	6	SIL060B50	NIG060B50

075F

Fresa semisferica a sgrossare serie normale
Ball nose roughing end mill, regular version



HSS Co8 **NRF F Form**
ISO 1641/1 DIN 1889/2 $\lambda 30^\circ$ $\gamma 12^\circ$

1 2



D k12	L	l	Mk	r	Z	Non rivestito Uncoated	Balinit® Alcrona
16,0	117	32	2	8,00	3	SIL075F16	NIG075F16
20,0	123	38	2	10,00	3	SIL075F20	NIG075F20
25,0	147	45	3	12,50	3	SIL075F25	NIG075F25
28,0	147	45	3	14,00	3	SIL075F28	NIG075F28
30,0	147	45	3	15,00	3	SIL075F30	NIG075F30
32,0	155	53	3	16,00	3	SIL075F32	NIG075F32
36,0	178	53	4	18,00	3	SIL075F36	NIG075F36
40,0	188	63	4	20,00	3	SIL075F40	NIG075F40
50,0	233	75	5	25,00	3	SIL075F50	NIG075F50

1 Acciaio
Steel

2 Ghise
Cast
Iron

3 Acciai
Temprati
Hardened
Steel

4 Acciaio
Inox
Stainless
Steel

5 Titanio
Titanium

6 Leghe
Leggere
Light
Alloys

7 PH
Duplex

8 Superleghe
Superalloys

9 Compositi
Composite
Materials

→ 16 Guida alla
lettura
Reading
guide

→ 18 Legenda
Legend

221

PM

Frese in Acciaio Sinterizzato
Powder Metal End Mills

231

SGR

Frese a Sgrossare in HSSCo8
Roughing End Mills in HSSCo8

243

FIN

Frese a Finiture in HSSCo8
Finishing End Mills in HSSCo8

267

FRF

Frese Frontali e a Disco
Shell End Mills and Side Milling Cutters

277

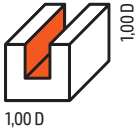

ALT

Altre Frese
Other mills

SGR

Parametri di lavoro / Working Parameters

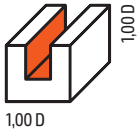

Serie corta (short version) + 20% / Serie media (medium version) -20% / Serie lunga (long version) -40%

Materiale Material	Diametro Diameter	 1,00 D						 0,50 D					
		NIG Z=3				NIG Z=4			NIG Z=3			NIG Z=4	
	D mm	fz mm/z	F mm/min	n rpm	fz mm/z	F mm/min	n rpm	fz mm/z	F mm/min	n rpm	fz mm/z	F mm/min	n rpm
Acciaio <800 N/mm ² Steel <800 N/mm ²	6,0	0,010	107	3560	0,010	180	3560	0,030	320	3560	0,030	360	3560
	8,0	0,020	160	2670	0,020	200	2670	0,030	240	2670	0,030	370	2670
	10,0	0,030	192	2130	0,030	240	2130	0,040	256	2130	0,040	380	2130
	12,0	0,040	214	1780	0,040	270	1780	0,060	320	1780	0,060	400	1780
	16,0	0,050	200	1330	0,050	270	1330	0,080	319	1330	0,080	400	1330
	20,0	0,060	193	1070	0,060	270	1070	0,100	321	1070	0,100	410	1070
	25,0	0,080	204	850	0,080	260	850	0,120	306	850	0,120	400	850
Acciaio <1000 N/mm ² Steel <1000 N/mm ²	6,0	0,010	97	3240	0,010	150	3240	0,020	194	3240	0,020	310	3240
	8,0	0,020	146	2430	0,020	170	2430	0,030	219	2430	0,030	320	2430
	10,0	0,030	175	1940	0,030	210	1940	0,040	233	1940	0,040	330	1940
	12,0	0,040	194	1620	0,040	230	1620	0,050	243	1620	0,050	350	1620
	16,0	0,050	182	1210	0,050	230	1210	0,070	254	1210	0,070	340	1210
	20,0	0,060	175	970	0,060	230	970	0,090	262	970	0,090	350	970
	25,0	0,070	164	780	0,070	230	780	0,110	257	780	0,110	350	780
Acciaio <1300 N/mm ² Steel <1300 N/mm ²	6,0	0,010	73	2440	0,010	73	2440	0,020	146	2440	0,020	210	2440
	8,0	0,020	110	1830	0,020	110	1830	0,030	165	1830	0,030	220	1830
	10,0	0,020	88	1460	0,020	88	1460	0,040	175	1460	0,040	220	1460
	12,0	0,030	110	1220	0,030	110	1220	0,050	183	1220	0,050	230	1220
	16,0	0,040	110	920	0,040	110	920	0,060	166	920	0,060	230	920
	20,0	0,050	110	730	0,050	110	730	0,080	175	730	0,080	240	730
	25,0	0,070	124	590	0,070	124	590	0,100	177	590	0,100	240	590
Acciaio da stampi Mold Steel	6,0	0,010	46	1540	0,010	60	1540	0,020	92	1540	0,020	120	1540
	8,0	0,010	35	1150	0,010	60	1150	0,030	104	1150	0,030	120	1150
	10,0	0,020	55	920	0,020	80	920	0,030	83	920	0,030	120	920
	12,0	0,030	69	770	0,030	90	770	0,040	92	770	0,040	130	770
	16,0	0,040	70	580	0,040	90	580	0,060	104	580	0,060	130	580
	20,0	0,050	69	460	0,050	90	460	0,070	97	460	0,070	130	460
	25,0	0,060	67	370	0,060	90	370	0,090	100	370	0,090	130	370

Notes

SGR

Parametri di lavoro / Working Parameters

Serie corta (short version) + 20% / Serie media (medium version) -20% / Serie lunga (long version) -40%													
Materiale Material	Diametro Diameter												
		NIG Z=3			SIL Z=3			NIG Z=3			SIL Z=3		
Alluminio e Leghe < 6% Si Aluminium & Alloys < 6% Si	D mm	fz mm/z	F mm/min	n rpm	fz mm/z	F mm/min	n rpm	fz mm/z	F mm/min	n rpm	fz mm/z	F mm/min	n rpm
	6,0	0,019	530	9500	0,015	200	4510	0,038	1070	9500	0,030	410	4510
	8,0	0,028	600	7130	0,023	230	3380	0,052	1120	7130	0,042	430	3380
	10,0	0,043	740	5700	0,034	280	2710	0,067	1150	5700	0,054	440	2710
	12,0	0,056	800	4750	0,044	300	2260	0,084	1200	4750	0,068	460	2260
	16,0	0,075	800	3560	0,059	300	1690	0,112	1200	3560	0,091	460	1690
	20,0	0,094	800	2850	0,074	300	1350	0,140	1200	2850	0,114	460	1350
	25,0	0,117	800	2280	0,093	300	1080	0,175	1200	2280	0,142	460	1080
	Alluminio e Leghe > 6% Si Aluminium & Alloys > 6% Si	D mm	fz mm/z	F mm/min	n rpm	fz mm/z	F mm/min	n rpm	fz mm/z	F mm/min	n rpm	fz mm/z	F mm/min
6,0		0,015	300	6580	0,012	110	3130	0,030	590	6580	0,024	230	3130
8,0		0,022	330	4940	0,018	130	2350	0,042	620	4940	0,034	240	2350
10,0		0,035	410	3950	0,028	160	1880	0,054	640	3950	0,043	240	1880
12,0		0,045	440	3290	0,036	170	1570	0,068	670	3290	0,053	250	1570
16,0		0,059	440	2470	0,048	170	1170	0,090	670	2470	0,071	250	1170
20,0		0,074	440	1970	0,060	170	940	0,113	670	1970	0,089	250	940
25,0		0,093	440	1580	0,077	170	740	0,141	670	1580	0,113	250	740
Rame e Leghe Copper & Alloys		D mm	fz mm/z	F mm/min	n rpm	fz mm/z	F mm/min	n rpm	fz mm/z	F mm/min	n rpm	fz mm/z	F mm/min
	6,0	0,012	240	6900	0,012	130	3710	0,018	200	3710	0,018	200	3710
	8,0	0,019	290	5170	0,019	150	2780	0,030	250	2780	0,030	250	2780
	10,0	0,026	320	4140	0,026	170	2220	0,045	290	2220	0,045	290	2220
	12,0	0,040	410	3450	0,040	220	1850	0,065	360	1850	0,065	360	1850
	16,0	0,055	420	2580	0,055	220	1390	0,085	350	1390	0,085	350	1390
	20,0	0,075	460	2070	0,075	240	1110	0,115	380	1110	0,115	380	1110
	25,0	0,090	440	1650	0,090	240	890	0,155	410	890	0,155	410	890
	Resina Termo Plastica Thermo Plastics	D mm	fz mm/z	F mm/min	n rpm	fz mm/z	F mm/min	n rpm	fz mm/z	F mm/min	n rpm	fz mm/z	F mm/min
6,0		0,020	500	8490	0,020	250	4240	0,050	1270	8490	0,050	630	4240
8,0		0,030	570	6360	0,030	280	3180	0,070	1330	6360	0,070	660	3180
10,0		0,040	610	5090	0,040	300	2540	0,080	1220	5090	0,080	600	2540
12,0		0,050	630	4240	0,050	310	2120	0,090	1140	4240	0,090	570	2120
16,0		0,065	620	3180	0,065	310	1590	0,120	1140	3180	0,120	570	1590
20,0		0,075	570	2540	0,075	280	1270	0,150	1140	2540	0,150	570	1270
25,0		0,090	540	2030	0,090	270	1010	0,170	1030	2030	0,170	510	1010

Notes

ITALY

Silmax SpA
Via Fucine, 9
10074 Lanzo Torinese (TO)
Tel.: +39 0123 940 301
Fax: +39 0123 940 339
silmax@silmax.it

SLOVAKIA

Silmax Slovakia S.R.O
Cédrová 4377/18
Dubnica nad Váhom, 018 41
Tel.: +39 348 688 3691
odbyt@silmax.com

CHINA

Silmax Wuxi Trading Co., Ltd
Room 1612, Building No.1
1st Financial Street,
Taihu New Town, Wuxi
Jiangsu, 214000
Tel.: +86 051081905985
Fax: +86 051081905987
sales@silmax.com

INDIA

Silmax Tools India Pvt Ltd,
No .514, First Floor, 16th Cross
Indiranagar 2nd Stage
Bangalore - 560038, Karnataka
Tel.: +91 802 525 2555
sales@silmax.in

UFFICIO VENDITE SALES

vendite@silmax.it
+39.0123.940332
+39.0123.940339

UFFICIO TECNICO TECHNICAL SUPPORT

assistenza@silmax.it
+39.0123.940301
+39.0123.940349

silmax.it

